




TLI-PL4070-36W

36W IN-GROUND PROFILE

TECHNICAL

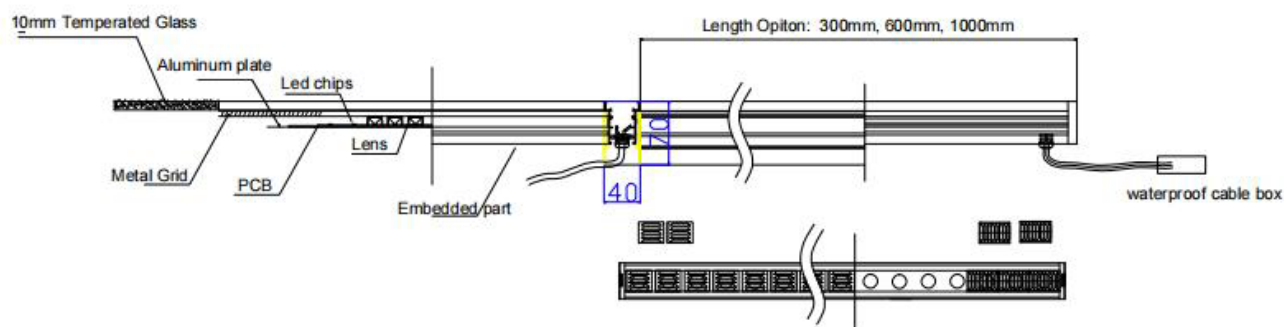
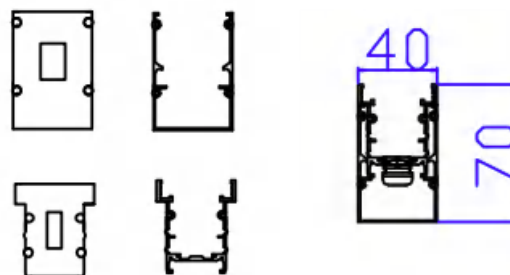
Materials of Optics	Frosted Glass
Materials of Housing	Aluminium
Light Source	SMD
Color Temperature	3000-6000k, RGB/RGBW
Luminous Efficiency@4000K	120Lm/W
CRI	>85
Beam Angle(°)	5°/10°/15°/30°/40°/60°
Lifetime(hr)	40,000h
Product Finishing	sand grey



FEATURES & BENEFITS

CCT Selection DIP Switch	Controller
LED Driver	Built-out
Dimming Option	Triac/ DALI/ 0-10V/DMX
Functions	-
Ingress Protection (IP Rating)	IP 67
Impact Resistance (IK Rating)	-
Power Factor (PF)	0.97
Certification	SAA/RoHS/CE/CB

INSTALLATION & ACCESSORIES



DATA SHEET

CODE	WATT	INPUT VOLTAGE	DIMENSION(mm)	LUMEN(±5%)
TLI-PL4070-36W-IP67	36pcsx1W= 36W	DC24V	1000x40x70	4320lm